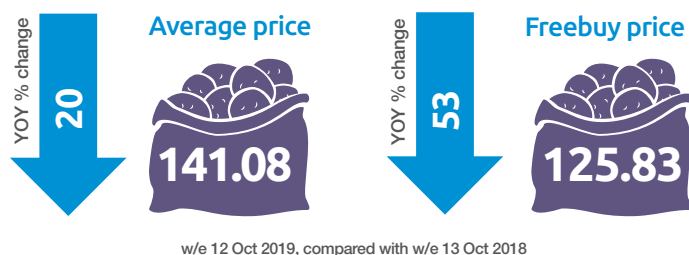


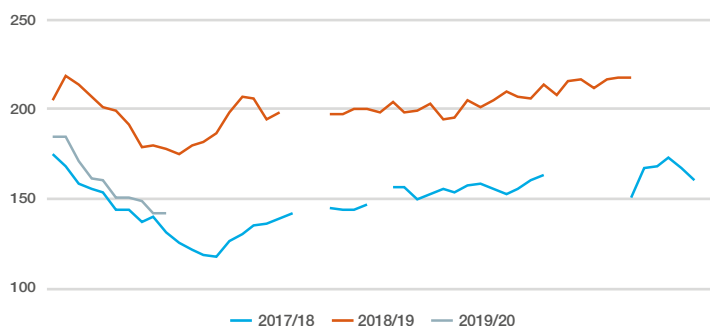
# POTATOES AT A GLANCE

Autumn 2019

## GB prices (£/t)



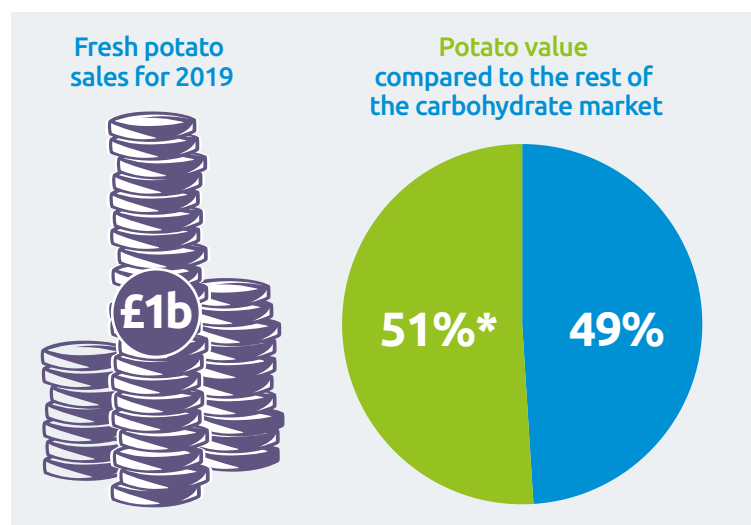
## GB average WAPS prices (£/t)



## International prices (£/t)

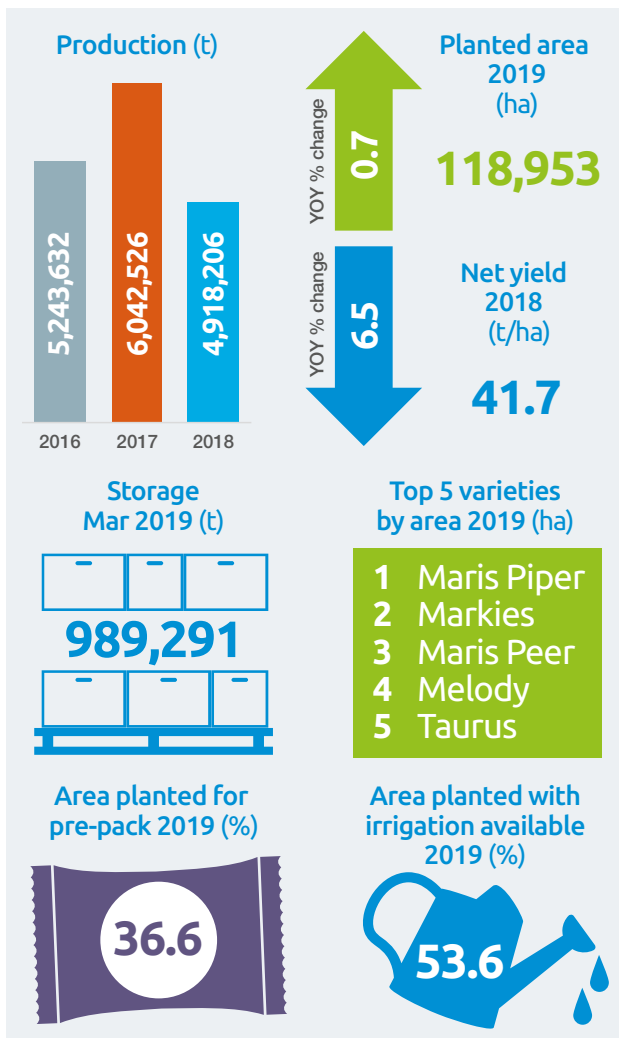
	Oct 2018	Oct 2019
<b>Belgium Bintje</b> Source: Belgapom	175	96
<b>Belgium Fontane</b> Source: Fiwap/PCA	219 - 237	96 - 101
<b>Germany Innovator</b> Source: REKA Source: VTA as at w/e 11 October 2019	254	109 - 114

## GB consumption



Source: Kantar Worldpanel, 52 weeks w/e 08 Sept 2019, household consumption  
\*Includes potato based savoury snacks

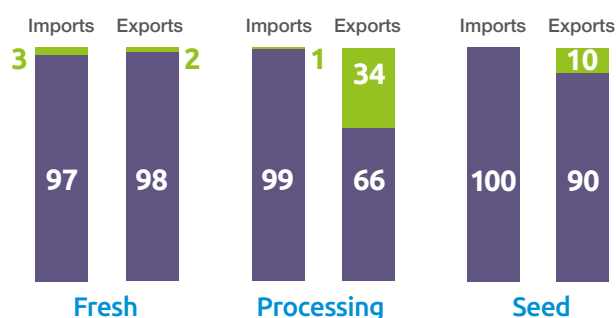
## GB production



## UK trade (t) (total fresh)



## UK trade with the EU compared to the rest of the world (%)



Source: HMRC, as at Oct 2019, year to date Aug

For more information go to [potatodatacentre.ahdb.org.uk](http://potatodatacentre.ahdb.org.uk)